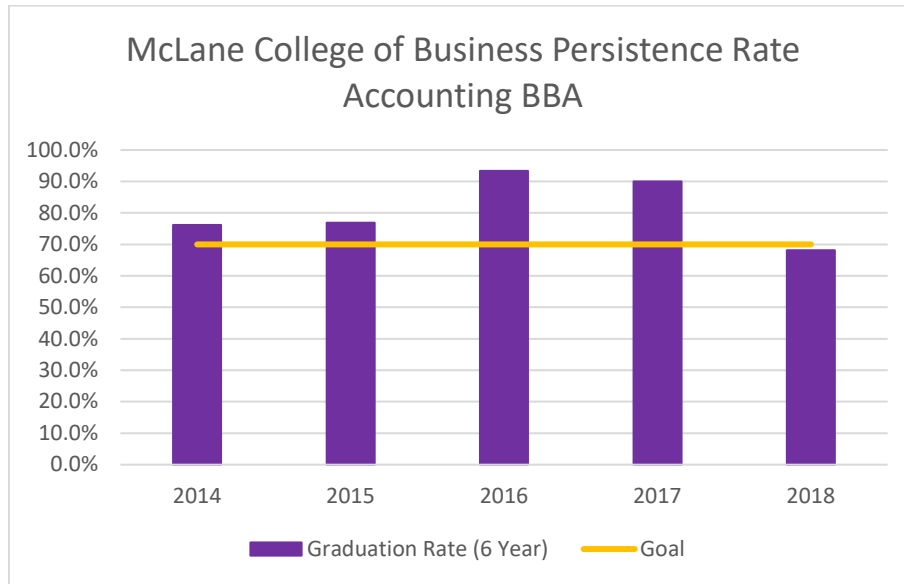


McLane College of Business - Degrees Conferred

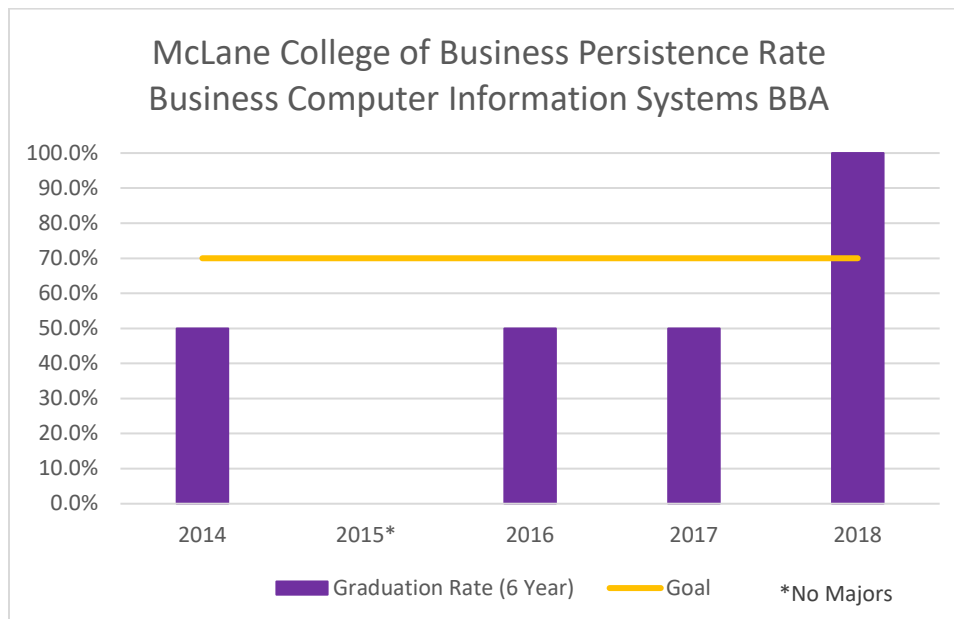
UG Degrees Conferred						
	2019-2020	2020-2021	2021-2022	2022-2023	2023-2024	Grand Total
Accounting (B.B.A.)	29	19	18	18	10	94
Business Administration (B.S.)	1		1	7	7	16
Business Computer Information Systems (B.B.A.)	1	2	8	4	3	18
Economics (B.B.A.)	7	4	1	2	7	21
Entrepreneurship and Small Business (B.B.A.)			3	3	12	18
Finance (B.B.A.)	11	5	14	15	15	60
International Business (B.B.A.)	12	5	4	5	3	29
Management (B.B.A.)	28	22	23	24	28	125
Marketing (B.B.A.)	28	17	12	25	20	102
Multimedia and Information Technology (B.A.)			1			1
Multimedia and Information Technology (B.B.A.)			1	2	1	4
Multimedia and Information Technology (B.S.)	3		3			6
Supply Chain Management (B.B.A.)					2	2
Grand Total	120	74	89	105	108	496

Graduate Degrees Conferred						
	2019-2020	2020-2021	2021-2022	2022-2023	2023-2024	Grand Total
Accounting (M.S.A.)	13	14	5	14	7	53
Business Administration (M.B.A.)	31	11	11	13	17	83
Healthcare Administration Concentration	3	1	1	3	3	11
International Business Concentration	2	2	1			5
Data Analytics Concentration				1	3	4
Supply Chain Management Concentration				1	2	3
Information Systems (M.S.)	32	27	8	29	21	117
Data Analytics Concentration				2	2	4
Information Security Management Concentration					1	1
Management (M.S.M.)		2	4	5	2	13
Healthcare Administration Concentration					1	1
Supply Chain Management Concentration				1		1
Grand Total	76	54	28	61	47	266

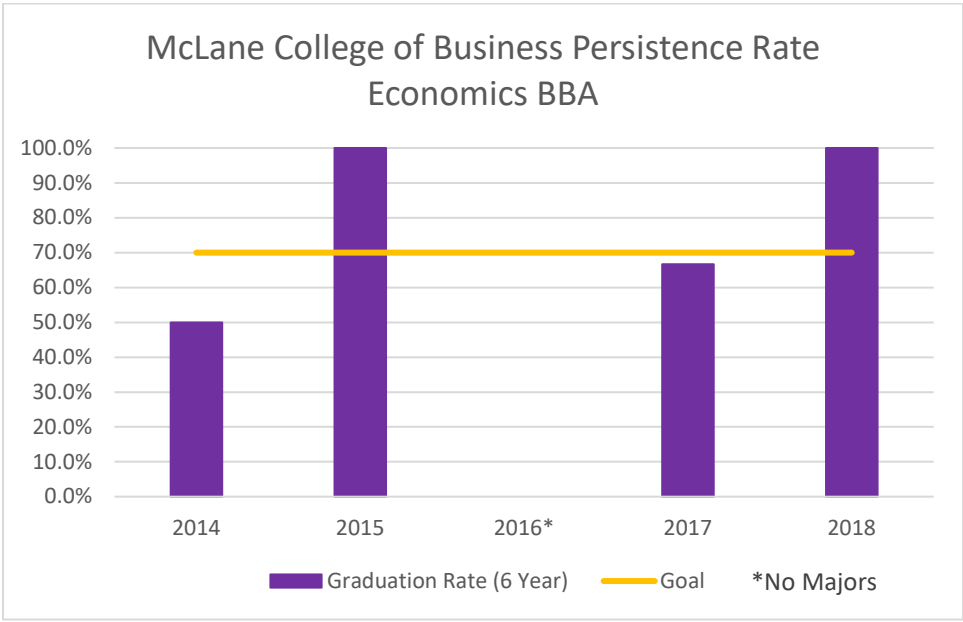
McLane College of Business Persistence Rate by Program



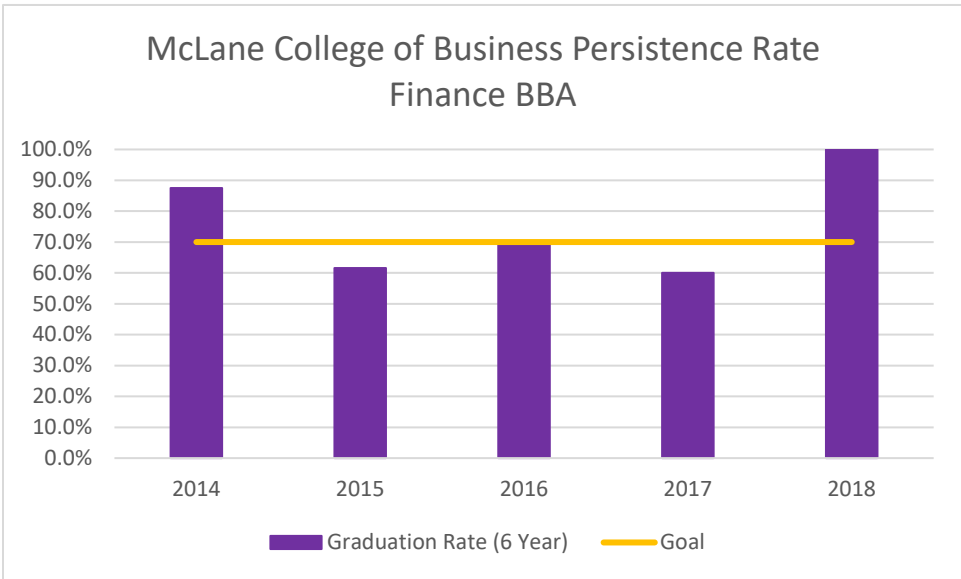
Program	Sophomore Cohort Year	Graduation Rate (6 Year)	Goal
Accounting (B.B.A.)	2014	76.2%	70%
Accounting (B.B.A.)	2015	76.9%	70%
Accounting (B.B.A.)	2016	93.3%	70%
Accounting (B.B.A.)	2017	90.0%	70%
Accounting (B.B.A.)	2018	68.2%	70%



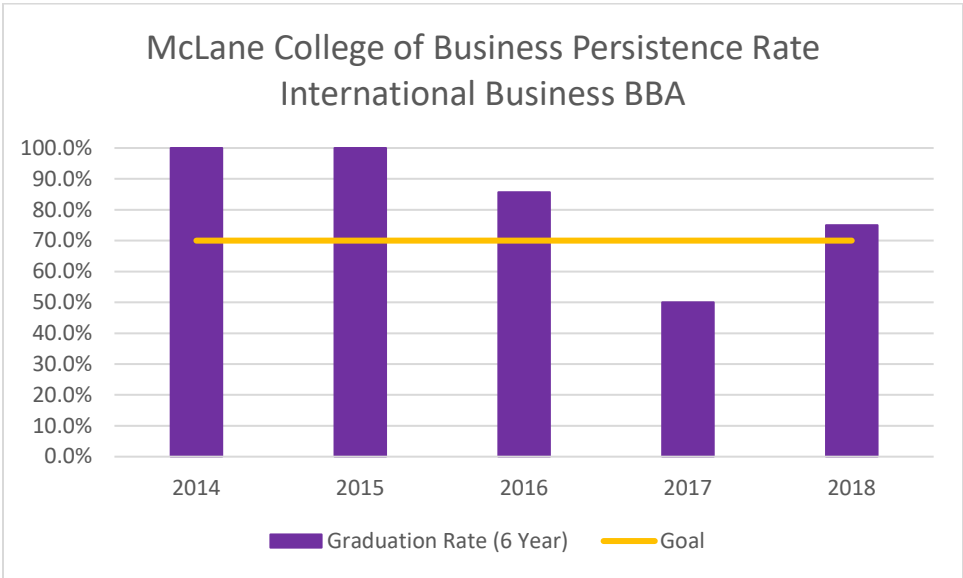
Program	Sophomore Cohort Year	Graduation Rate (6 Year)	Goal
BCIS (B.B.A.)	2014	50.0%	70%
BCIS (B.B.A.)	2015*	0.00%	70%
BCIS (B.B.A.)	2016	50.0%	70%
BCIS (B.B.A.)	2017	50.0%	70%
BCIS (B.B.A.)	2018	100.0%	70%



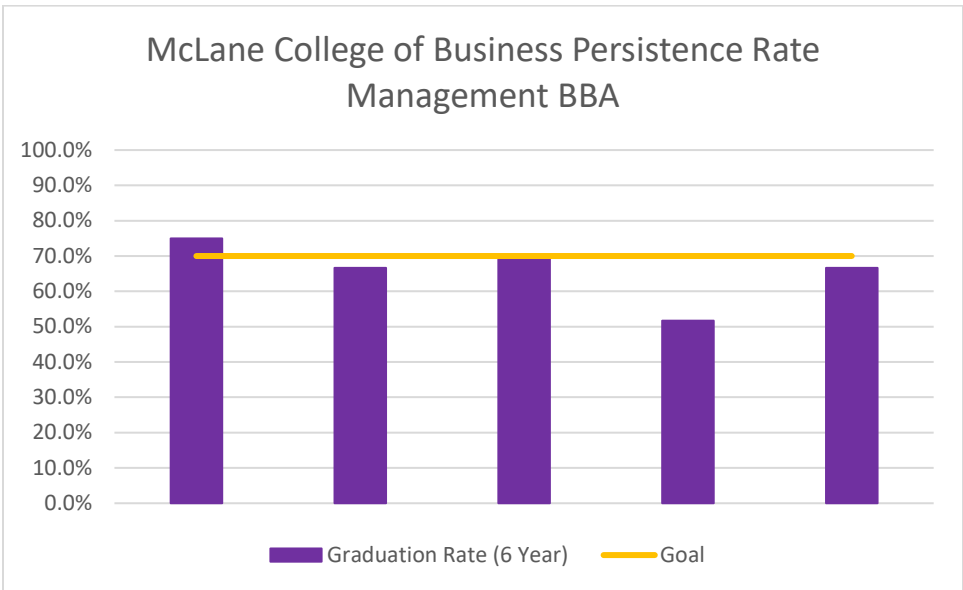
Program	Sophomore Cohort Year	Graduation Rate (6 Year)	Goal
Economics (B.B.A.)	2014	50.0%	70%
Economics (B.B.A.)	2015	100.0%	70%
Economics (B.B.A.)	2016*	0.0%	70%
Economics (B.B.A.)	2017	66.7%	70%
Economics (B.B.A.)	2018	100.0%	70%



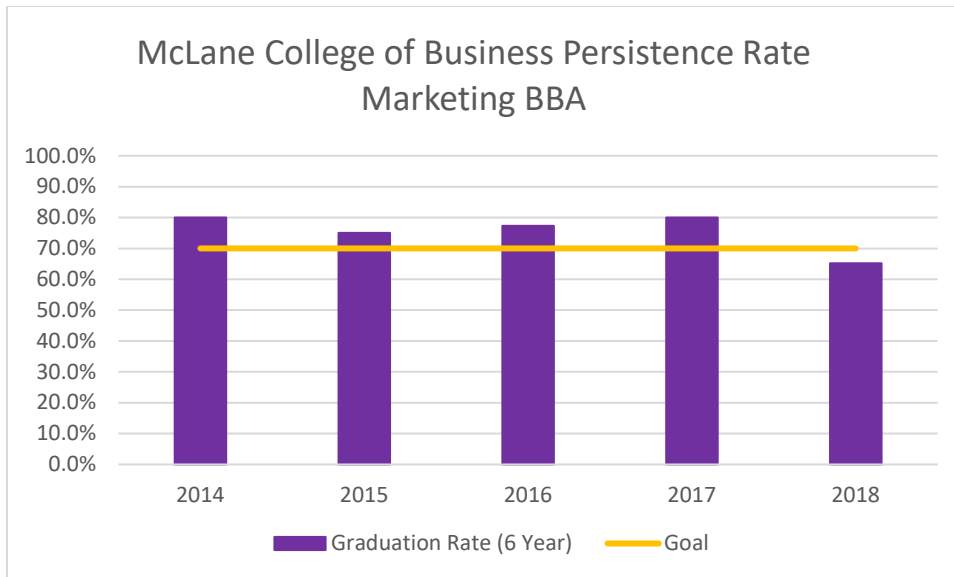
Program	Sophomore Cohort Year	Graduation Rate (6 Year)	Goal
Finance (B.B.A.)	2014	87.5%	70%
Finance (B.B.A.)	2015	61.5%	70%
Finance (B.B.A.)	2016	70.0%	70%
Finance (B.B.A.)	2017	60.0%	70%
Finance (B.B.A.)	2018	100.0%	70%



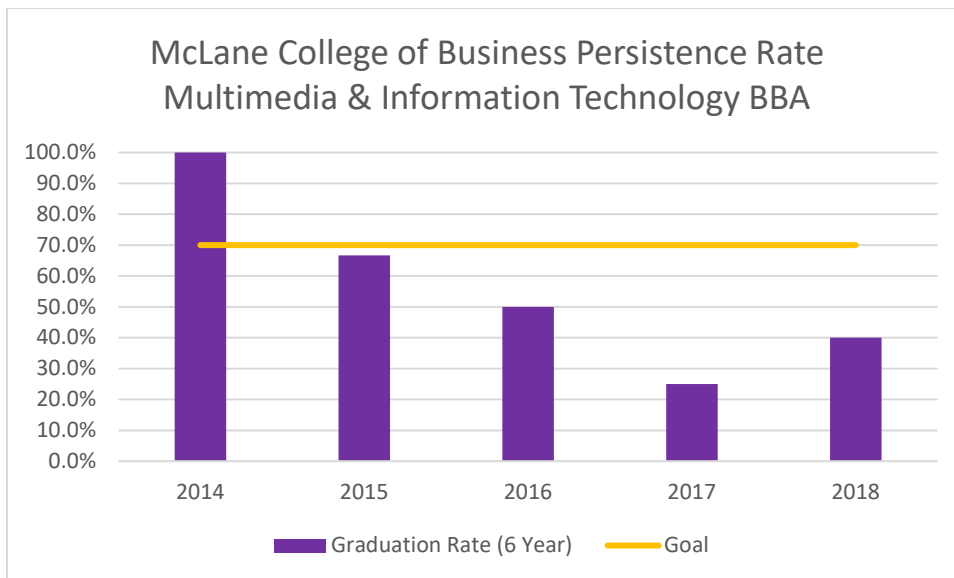
Program	Sophomore Cohort Year	Graduation Rate (6 Year)	Goal
International Business (B.B.A.)	2014	100.0%	70%
International Business (B.B.A.)	2015	100.0%	70%
International Business (B.B.A.)	2016	85.7%	70%
International Business (B.B.A.)	2017	50.0%	70%
International Business (B.B.A.)	2018	75.0%	70%



Program	Sophomore Cohort Year	Graduation Rate (6 Year)	Goal
Management (B.B.A.)	2014	75.0%	70%
Management (B.B.A.)	2015	66.7%	70%
Management (B.B.A.)	2016	69.6%	70%
Management (B.B.A.)	2017	51.7%	70%
Management (B.B.A.)	2018	66.7%	70%

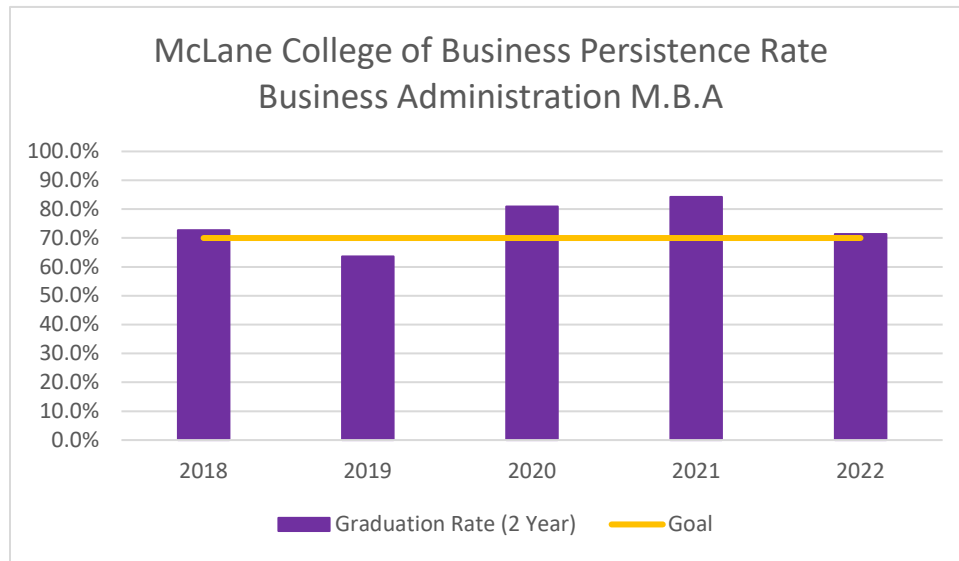


Program	Sophomore Cohort Year	Graduation Rate (6 Year)	Goal
Marketing (B.B.A.)	2014	80.0%	70%
Marketing (B.B.A.)	2015	75.0%	70%
Marketing (B.B.A.)	2016	77.3%	70%
Marketing (B.B.A.)	2017	80.0%	70%
Marketing (B.B.A.)	2018	65.2%	70%

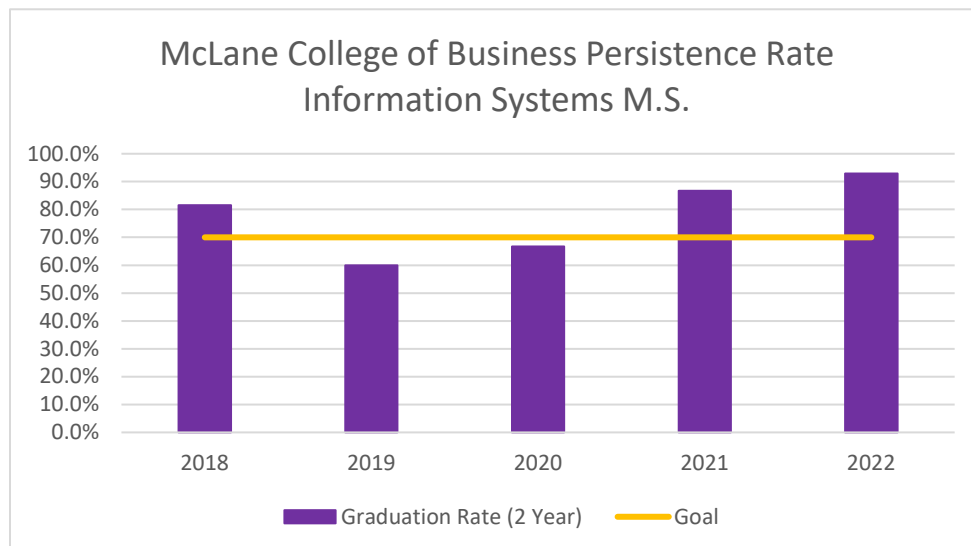


Program	Sophomore Cohort Year	Graduation Rate (6 Year)	Goal
MMIT (B.B.A)	2014	100.0%	70%
MMIT (B.B.A)	2015	66.7%	70%
MMIT (B.B.A)	2016	50.0%	70%
MMIT (B.B.A)	2017	25.0%	70%
MMIT (B.B.A)	2018	40.0%	70%

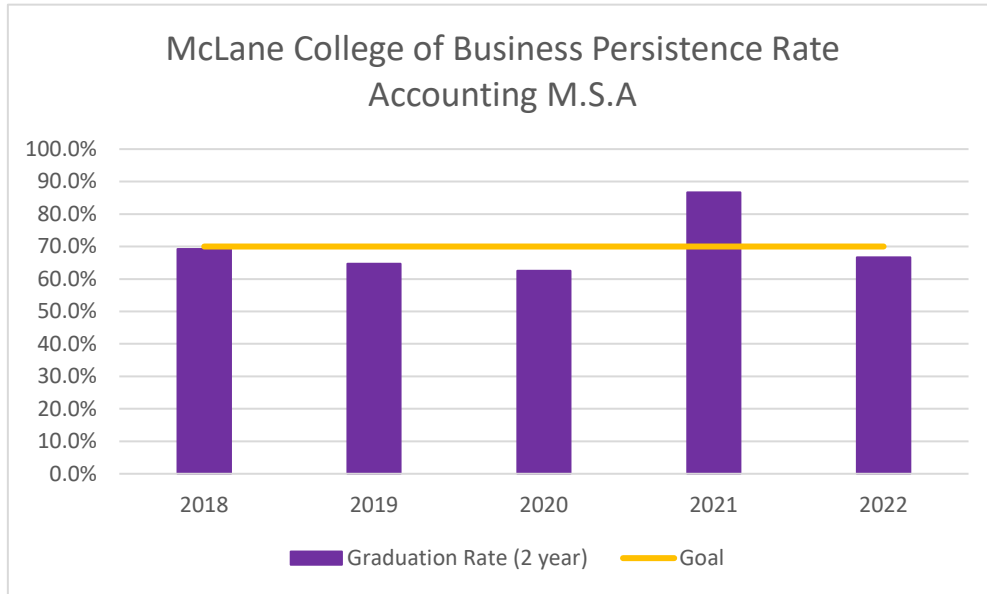
McLane College of Business Persistence Rate Graduate Programs



Program	Cohort Year	Graduation Rate (2 year)	Goal
Business Administration (M.B.A.)	2018	72.7%	70%
Business Administration (M.B.A.)	2019	63.6%	70%
Business Administration (M.B.A.)	2020	81.0%	70%
Business Administration (M.B.A.)	2021	84.2%	70%
Business Administration (M.B.A.)	2022	71.4%	70%



Program	Cohort Year	Graduation Rate (2 year)	Goal
Information Systems (M.S.)	2018	81.5%	70%
Information Systems (M.S.)	2019	60.0%	70%
Information Systems (M.S.)	2020	66.7%	70%
Information Systems (M.S.)	2021	86.7%	70%
Information Systems (M.S.)	2022	92.9%	70%



Program	Cohort Year	Graduation Rate (2 year)	Goal
Accounting (M.S.A.)	2018	69.2%	70%
Accounting (M.S.A.)	2019	64.7%	70%
Accounting (M.S.A.)	2020	62.5%	70%
Accounting (M.S.A.)	2021	86.7%	70%
Accounting (M.S.A.)	2022	66.7%	70%

